

Bevelpane panels

PLATINUM COLLECTION



NEW PANELS AVAILABLE NOW



Filmore Solid



Lyndon Solid



Lyndon Long Glacier



Woodrow Diamond Glacier



Woodrow Long Glacier

NEW PANELS AVAILABLE NOW



Lyndon Long Glacier in White PVCu French Doors



Woodrow Diamond Satin Glass in Chartwell Green Frame/Sash



Woodrow Diamond Satin Glass in Chartwell Green Sash, White Outer Frame



Woodrow Long Satin Glass in Irish Oak Frame/Sash



Woodrow Long Satin Glass in Irish Oak Sash, White Outer Frame

NEW PANELS AVAILABLE NOW



Filmore Solid
(7016 Grey Sash / White Frame)



Hayes 4 White Glazed in White PVCu French Doors



Filmore Solid (7016 Grey Sash / White Frame)
inc Stainless Steel Inserts



Lyndon Long Satin Glass in
Grey Frame/Sash



Lyndon Long Satin Glass in
Grey Sash. White Outer Frame

GLASS DESIGNS...

Designing your new door is easy...
picking from our glass designs.



Resin Bevel (A)

"Resin" units are created using a resin dispensing system which recreates the effect of traditional bevels. The resin is contained between two pieces of toughened glass which ensures ease of maintenance and consistency in manufacture.



Fusion Tile (B)

With our range of fused tiles we can offer a luxury product, manufactured using the traditional techniques, for a fraction of the cost normally associated with fused glass.



Resin Lead (C)

Stained Glass "Cadram" technology is one of the most popular methods of manufacturing decorative glass around the world and is loved by customers for its stunning looks and ease of maintenance.



Carter - Pages 6,7,8



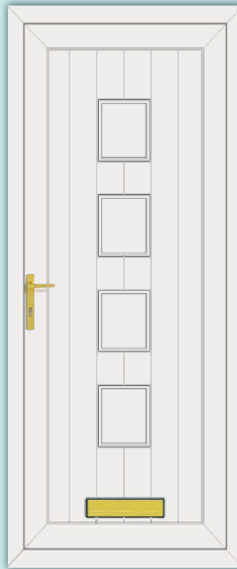
Chester - Page 9



Clinton - Pages 9,10,11,12



Grant - Page 12




Hayes - Page 13



Jefferson - Page 13

GLASS DESIGNS...



Sandblast (D)

The sandblast glass effect is produced by sandblasting a clear sheet of glass. This blurs images to obtain privacy, while still transmitting light.



Bevel Tiles (E)

Our range of overlay bevel designs incorporate genuine lead strips, handmade coloured effect films and handcrafted bevelled glass to create 21st century decorative glass.



Minova - Page 13




Monroe - Page 13



Reagan / Roosevelt - Pages 14,15,16,17



Taft - Page 17



Truman - Pages 18,19,20



Washington - Pages 20,21



Wilson - Page 21



Carter One Impression (C)



Carter One Glazed



Carter One Maryland Clear (A)




Carter One House Number (C)



Carter One Georgian Bar



Carter Three Tri Star (E)



Carter Three Aspiration (D)



Carter Three Country Rose (C)



Carter Three House Number (C)



Carter Three Georgian Bar




Carter Three Diamond Lead (C)



Carter Three Impression (C)



Chester One Glazed



Chester One Glacier



Chester One Georgian Bar



Chester One Diamond Lead (C)



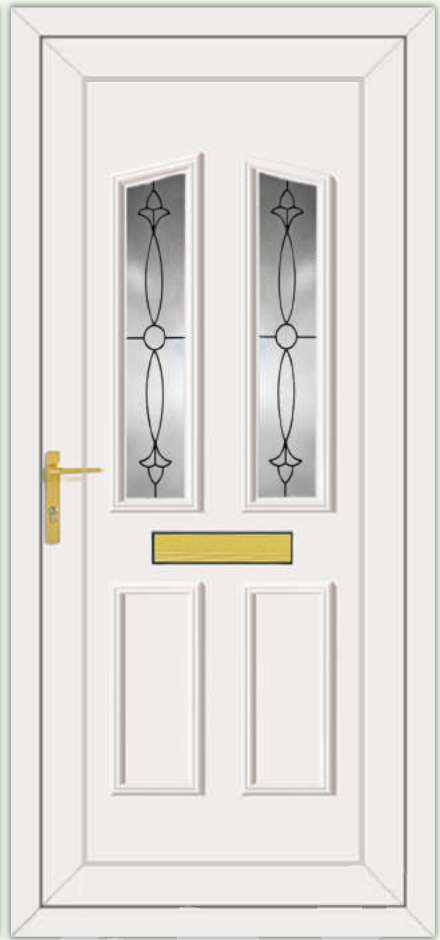
Clinton Two Blue Diamonds (C)



Clinton Two Aspiration (D)



Clinton Two Glacier



Clinton Two Impression (C)




Clinton Two Black Fusion (B)



Clinton Two Image (C)



Clinton Two Diamond Lead (C)



Clinton Two Red Diamonds (C)



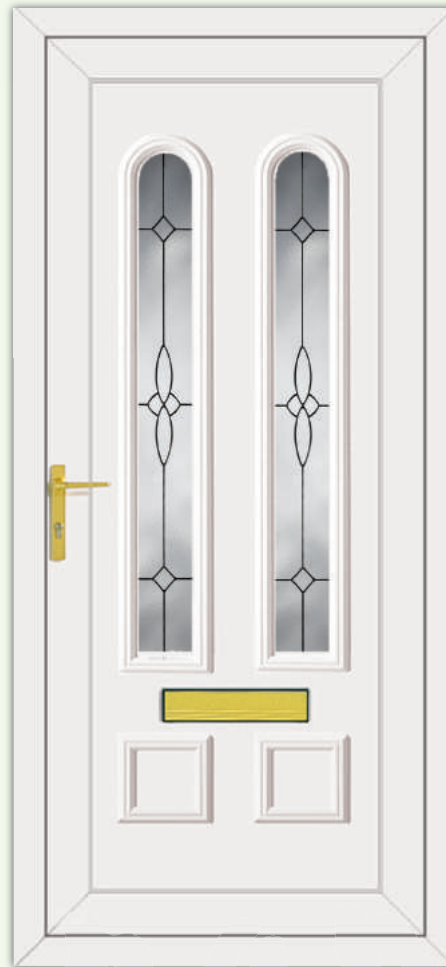
Clinton Two Glazed



Clinton Two Tri Star (E)



Clinton Two Climbing Rose (C)



Grant Two Impression (C)



Grant Two Climbing Rose (C)



Grant Two Glazed




Hayes 4 Glazed



Jefferson One Glazed



Minova One Glazed



Minova One Spurr (C)



Monroe One Glacier



Monroe One Glazed



Reagan One Crystal




Reagan One Georgian Bar



Reagan One Glazed



Reagan One Cluster (E)



Reagan One Blue Bubbles (C)



Roosevelt One Diamond Lead (C)



Roosevelt One Georgian Bar



Roosevelt One Glazed



Roosevelt One Sentiment Clear (A)



Roosevelt One Rennie Ebony (C)



Roosevelt One Hamley Clear (A)



Roosevelt One Carter



R400 One Georgian Bar
Moulding of 400mm for smaller width doors



R400 Blue Diamonds (C)
Moulding of 400mm for smaller width doors




Taft One Glazed



Taft One Georgian Bar



Truman One Black Fusion (B)



Truman One Glacier



Truman One Classic Climbing Rose (C)



Truman One Legend Clear (A)



Truman One Fascination (C)



Truman One Classic Georgian Bar



Truman One Glazed



Truman One Tiffany Clear (A)



Truman One Brooklyn Clear (A)



Truman One Cosmopolitan (E)



Truman One Star (D)



Truman One Black Fusion (B)



Washington One Legend Clear (A)



Washington One Classic Georgian Bar



Washington One Glazed



Wilson Two Glazed



Wilson Four Glazed



RAL8022 - Black Hayes Four Glazed
Black Sash / White Outer Frame



RAL5011 - Blue Clinton Two Impression (C)
Blue Sash / White Outer Frame



Chartwell Green Roosevelt Sentiment (A)
Chartwell Sash / White Outer Frame



RAL6009 - Green Reagan Green Bubbles (C)
Green Sash / White Outer Frame



Grey Hayes Four Glazed - RAL7016
Grey Sash / White Outer Frame



Red Carter Three Red Tri Star - RAL3011 (E)
Red Sash / White Outer Frame



White Hayes Four Glazed
White Sash / White Outer Frame

COLOUR RANGE




RAL9001 - Beige



RAL9010 - Cream



RAL8022 - Black




RAL7016 - Grey




RAL3011 - Red




RAL5011 - Blue



RAL6009 - Green




Irish Oak




RAL8001 - Golden Oak




White Grain




Rosewood




Black Cherry



Chartwell Green



013 - Mahogany



021 - Sapeli Woodgrain

SIDE PANELS...



Roosevelt Clear
Glass Side Panel

Roosevelt One
Sentiment Clear (A)



Truman Clear
Glass Side Panel

Truman One
Tiffany Clear (A)

Truman Clear
Glass Side Panel



Roosevelt
Diamond Lead
Side Panel (C)

Roosevelt One
Classic Climbing Rose (C)

Roosevelt
Diamond Lead
Side Panel (C)



Clinton Half Panel



Orleans Half Panel




Reagan Half Panel



Clinton Inverted Half Panel



R380 Half Panel



Grant Side Panel



Roosevelt Side Panel



Truman Side Panel



Washington Side Panel



Wilson Side Panel



Clinton Quarter Panel



Reagan Quarter Panel



Mckinley



Hoover Light Oak Tongue and Grooved



Ford Mahogany Tongue and Grooved

HARDWARE...



White Urn



White Urn Spy



White Lion Head



Black Urn



Black Urn Spy




Black Lion Head



Chrome Urn




Chrome Urn Spy



Gold Urn



Gold Urn Spy



Gold Lion Head



White Letterbox



Black Letterbox




Chrome Letterbox



Gold Letterbox



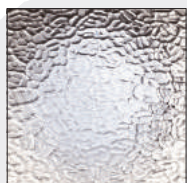
Stainless Steel Letterbox



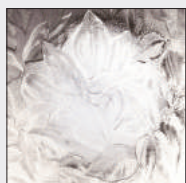
Spy Holes

BACKING GLASS OPTIONS...

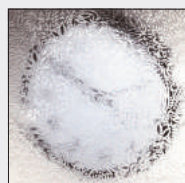
We offer 5 levels of obscurity with level 5 being the most obscure.




Arctic (4)



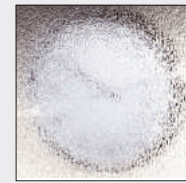
Autumn (3)




Chantilly (2)




Charcoal Sticks (4)



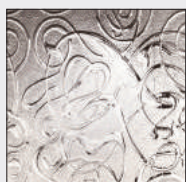
Contora (4)



Cotswold (5)



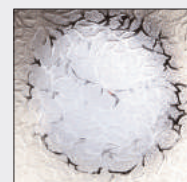
Digital (3)



Everglade (5)



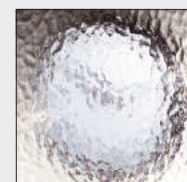
Flemish (2)



Florielle (4)



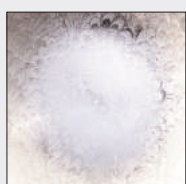
Mayflower (4)



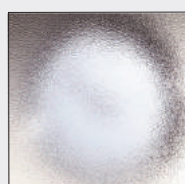
Minster (2)



Oak (4)



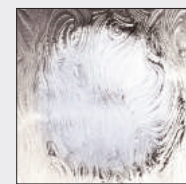
Pelerine (5)




Stippolyte (4)



Sycamore (2)



Taffetta (3)



Warwick (1)

Five levels of privacy are available graded from 1-5. Resin Bevels are supplied with own backing glass, no other option available. Due to the™ Warwick™ manufacturing process no two pieces are the same

Bevelpane panels



www.bevelpanepanels.co.uk

February 2022 - R1

All the information in this book is provided for guidance only and is given in good faith, but without warranty or guarantee of any kind, whether implied or expressed. Our policy is to continually improve products, therefore methods, material and changes of specification may be made from time to time without prior notice